



Label Specification Sheet

Bottle dimensions · Label size specs · Bleed & safe zone · File format requirements

For every NuCoreBio white label packaging format · Reference: NCB-LSS-071
Mc5896538@outlook.com | WhatsApp: +86 15866920149

CRITICAL FILE REQUIREMENTS — NON-NEGOTIABLE:

- Colour profile: CMYK ONLY. Files in RGB will be rejected and returned for correction.
- Image resolution: 300 DPI minimum at final print size. 600 DPI preferred for fine detail.
- Fonts: ALL fonts must be outlined/embedded. Missing font errors will delay production.
- Bleed: 3mm bleed on all sides MANDATORY. Content in bleed zone will be cut off.
- File format: PDF/X-1a (preferred) or Adobe Illustrator CS5+ (.AI). NO Word, PowerPoint, or Canva exports.

QUICK REFERENCE — All Containers Summary

Container	Bottle Ø	Bottle H	Label W	Label H	Bleed	Safe Zone	Notes
HDPE White 60-ct	55mm	100mm	166mm	72mm	3mm	5mm	Most popular; standard for all SKUs
HDPE Amber 60-ct	55mm	100mm	166mm	72mm	3mm	5mm	UV-protective; light-sensitive acti
HDPE White 90-ct	60mm	115mm	178mm	85mm	3mm	5mm	Higher serving count
HDPE White 120-ct	65mm	130mm	198mm	95mm	3mm	5mm	Large format; softgel or oversized
Glass Amber 60-ct	50mm	110mm	150mm	75mm	2mm	5mm	Premium; all text must be curved-pa
Softgel Bottle 60-ct	58mm	108mm	172mm	80mm	3mm	5mm	Softgel SKUs; larger fill volume
Stand-Up Pouch 100g—	—	—	F:80xH:170mm	—	3mm	8mm	Front panel only; separate back pan
Stand-Up Pouch 250g—	—	—	F:100xH:220mm	—	3mm	8mm	Include gusset area in template
Stick Pack Sachet	—	—	60mmx160mm	—	2mm	5mm	Header seal + bottom seal areas bla

SECTION 1 — Container Diagrams: HDPE 60-Count & 90-Count

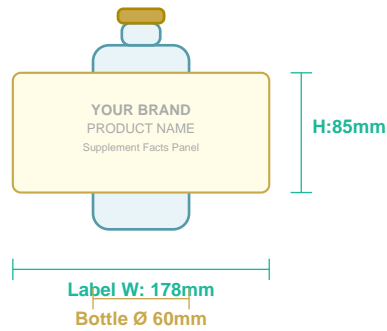
HDPE White / Amber 60-Count

Label: 166mm x 72mm · Ø55mm bottle



HDPE White 90-Count

Label: 178mm x 85mm · Ø60mm bottle



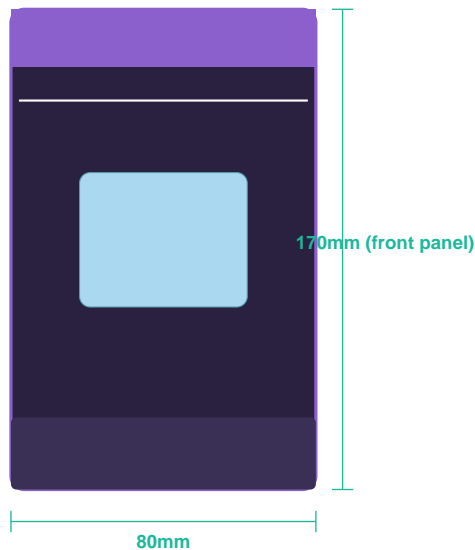
LABEL WRAP CALCULATION:

Label width = bottle circumference minus gap. Formula: Circumference = $\pi \times \text{diameter}$. Gap (space between label edges) = standard 3mm.
Example: HDPE 55mm bottle: $\pi \times 55 = 172.8\text{mm}$ circumference. Label width: $172.8 - 3 (\text{gap}) - 3 (\text{overlap allowance}) = 166.8\text{mm} \rightarrow \text{rounded}$

SECTION 2 — Flexible Packaging: Stand-Up Pouch Diagrams

100g Stand-Up Pouch

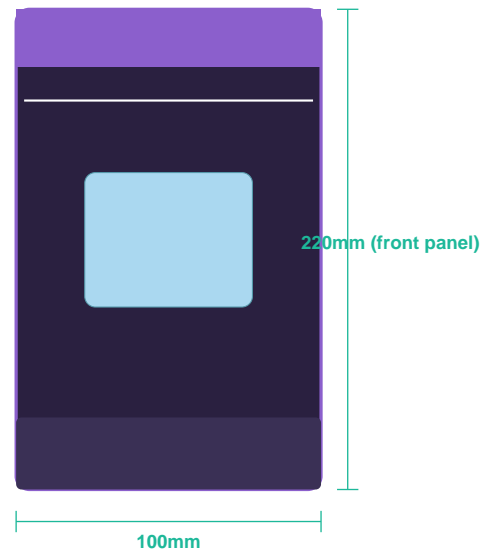
80mm x 170mm (front panel)



Back panel: same width. Include 25mm gusset in file.

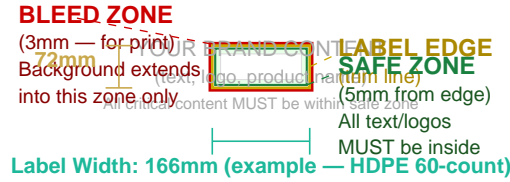
250g Stand-Up Pouch

100mm x 220mm (front panel)



Seal zone top: 20mm. Bottom gusset: 35mm. Window: optional.

SECTION 3 — Bleed, Safe Zone & Critical Zones Explained



ZONE DEFINITIONS

BLEED ZONE (red dashed border)

3mm extension beyond the trim line. Background colours and images MUST extend into this zone. No text or logos in bleed zone — they will be cut off. NuCoreBio will return files without correct bleed for correction.

TRIM LINE (gold border)

The exact edge where the label will be cut. This is the "label size" specified in our dimension table. Nothing critical should sit exactly on this line — always keep content within the safe zone.

SAFE ZONE (green inner border)

5mm inset from the trim line. ALL text, logos, legal declarations, barcodes, and regulatory information MUST be placed inside the safe zone. Content outside the safe zone may be cut off in the printing/application

LIVE AREA (white centre)

The primary working area for your design. Place all critical brand and product content here. Background images and colours can extend to the bleed zone, but no critical content should.

SECTION 4 — File Format, Colour & Technical Requirements

Parameter	Requirement	Why It Matters
Colour Profile	CMYK — mandatory for all artwork	Printers use CMYK. RGB files print with colour shifts that can make your brand colours look wrong.
Resolution (raster images)	300 DPI minimum at final print size; 600 DPI preferred	Low-res images print blurry. Your product photography, product photos: all must be 300+ DPI.
Vector elements	All logos, borders, decorative elements must be vector	Vectors scale without quality loss. Convert logos from JPG/PNG to vector (AI/EPS/SVG) if possible.
Fonts	All fonts must be outlined or embedded	Missing fonts cause text to reflow or display in a default font, ruining your design.
File Format (preferred)	PDF/X-1a compliant PDF	PDF/X-1a is the print industry standard. It embeds everything and prevents colour surprises.
File Format (acceptable)	Adobe Illustrator CS5+ (.AI)	Must include all linked images and fonts embedded.
File Format (not accepted)	Word, PowerPoint, Canva exports, low-resolution images	These formats lack professional print specifications and consistently cause production delays.
Pantone Colour Matching	Specify Pantone codes where exact colour is required	If your brand colour is Pantone 485 Red, tell us — we match Pantone to CMYK. Without Pantone spec, we use CMYK conversion.
Overprint settings	Do not set white objects to overprint	White overprint = white disappears. Common error in dark-background designs.
Spot colours	Convert all spot colours to process CMYK	We print CMYK process only (no metallic or fluorescent inks in standard production).
Barcode (UPC-A / EAN-13)	Minimum size: 80% of standard; Bar Width 100%	Undersized or incorrectly spec'd barcodes will fail retail scanner tests. We verify on request.
File naming	Name: [SKU Code]_[Brand]_[Version]_[Extension]	Example: NCB-WL-M01_MyBrand_v2_20260315.pdf

SECTION 5 — Pre-Submission Artwork Checklist

Check every item before submitting your label artwork. Missing any item will delay production.

FILE FORMAT

- Artwork submitted as PDF/X-1a or Adobe Illustrator .AI
- No Word, PowerPoint, PNG, or JPEG files submitted
- All linked images embedded (not just linked externally)

COLOUR

- Colour profile: CMYK (not RGB, Lab, or Spot)
- All images converted to CMYK before placing in document
- Pantone colour codes specified if exact match required
- No white objects set to overprint

DIMENSIONS

- Label dimensions match NuCoreBio specification for chosen container
- 3mm bleed on all sides (or 2mm for glass — check spec sheet)
- 5mm safe zone maintained (all critical content inside)

TYPOGRAPHY

- All fonts outlined or embedded — no live text left unembedded
- Minimum text size: 5pt (6pt preferred for regulatory text)
- All regulatory text is legible and within the safe zone

CONTENT

- Product name and brand name clearly visible
- Supplement Facts panel (or Nutrition Declaration for EU) included
- Net quantity correct and clearly stated
- Directions for use included
- Manufacturer/distributor name and address included
- Country of origin: "Made in China (Hainan Free Trade Port)"
- Lot number and expiry date space included (printed at factory)
- Allergen statement (check market-specific requirements)
- FDA structure/function disclaimer (US products ONLY)
- Barcode at minimum 80% of standard size; correct format for market

MARKET-SPECIFIC

- US only: FDA 21 CFR 101.36 Supplement Facts format
- EU only: NO FDA disclaimer; EU nutrition declaration format
- AU only: ARTG number placeholder included if applicable
- Canada only: French translation present for all mandatory elements

SECTION 6 — How to Submit Your Artwork

1

Name your file correctly

[SKU Code]_[Brand Name]_[Version]_[Date].pdf
Example: NCB-WL-M01_VitalForce_v1_20260315.pdf

2

Run the pre-submission checklist

Complete Section 5 checklist on previous page. Fix all issues before sending.

3

Email to NuCoreBio

Email to: Mc5896538@outlook.com | Subject: "Artwork Submission — [SKU Code] — [Your Brand]"

4

Await artwork review

NuCoreBio reviews artwork within 24 business hours and provides:

- ✓ Approved — proceed to production
- Minor corrections needed — specify changes

5

Production commences

Once artwork is approved and 50% deposit received, label application begins immediately.

6

Receive pre-production proof (optional)

Digital soft-proof available at no charge. Physical hard-proof available for premium SKUs at additional cost.

ARTWORK TEMPLATES:

- Label dieline templates for all containers: email Mc5896538@outlook.com — specify your container type
- Include: container type (e.g. HDPE 60-count), label finish (matte/gloss), and SKU code
- We provide Adobe Illustrator templates with bleed, safe zone, and Supplement Facts placeholder
- WhatsApp: +86 15866920149 | Reference: NCB-LSS-071 | v2.0 · 2026